


## Facts and Figures

Political events and circumstances have affected the participation of Switzerland in the framework programmes (FP).



The average yearly number of Swiss project participations increased from 100 to **710** between the 3rd FP and the 8th FP Horizon 2020 and the average yearly funding for Swiss institutions rose from CHF 25.4 million to CHF **434.6** million.

## Horizon 2020-package



## Swiss participation

**4967** project participations, of which  
**1141** monobeneficiary projects (30.0%)  
**277** coordinations (5.6%)  
**3.043** billion CHF in committed funding  
**17.0%** success rate of Swiss proposals

## 2014 – 2020

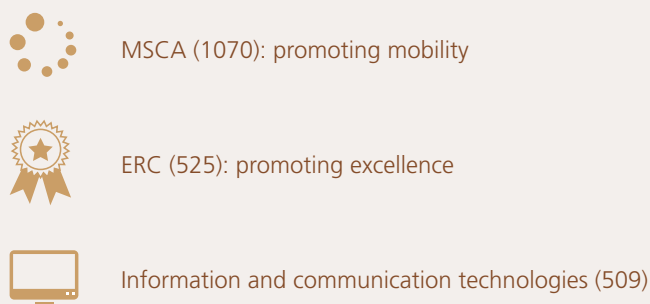
## R&I projects with 136 countries

Swiss institutions had the most joint projects with institutions from the following countries: Germany (1952), France (1563) and the United Kingdom (1551).



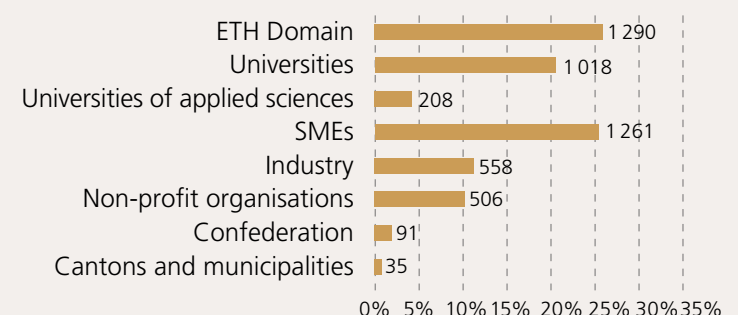
## Programme areas

with the most Swiss participations



## Swiss participation by type of institution

Number of participations



Schweizerische Eidgenossenschaft  
 Confédération suisse  
 Confederazione Svizzera  
 Confederaziun svizra

Swiss Confederation

Federal Department of Economic Affairs,  
 Education and Research EAER  
**State Secretariat for Education,  
 Research and Innovation SERI**  
 International Research and Innovation Programmes

The full report  
 can be found here